



Steeper Assistive Technology
Automated Door Solutions

Steeper Automated Door Solutions


Bespoke packages for disabled access

With over 30 years experience in assistive technology, our team of engineers and product specialists provide responsive and proactive nationwide coverage for delivery, installation, maintenance and repair.

Home control devices are one of our specialities, and with over 20 years experience with door openers we are here to help overcome the difficulties associated with disabled access. We offer a wide variety of automatic door solutions, which go hand in hand with our range of environmental control devices so we can create a truly bespoke package to suit the unique needs of every client.




Years of face-to-face service with clients has enabled our engineers to truly understand how they can create a solution which will benefit every unique situation. Their personal skills are as vital as their technical ones, so they can support an individual throughout their assistive technology journey.



All of our Steeper engineers hold the relevant qualifications for installations, including approval from the Automatic Door Suppliers Association, so they are in a reliable position to maintain and service all of the door openers we supply. Our engineers are conversant with the current rules and regulations, and are there to help provide our clients with the information that they need to operate their doors safely.



We pride ourselves on our automated door control service, as it combines innovative products with person-centred service, alongside highly-skilled engineers and bespoke solutions to adapt to every situation.



The complete home automation package

Automated door control is now no longer limited to simple button fobs or wall-mounted push pads. At Steeper, we have designed innovative environmental control products which enable clients to control not just their doors, but all of their assistive technology peripherals throughout the home with one device.




Bespoke solutions for individual requirements

The process of door automation can be personalised for an individual's needs through our wide range of switches and mounts. These include wireless key fobs mounted on wheelchairs with varying button sizes, or infrared disabled door motion sensors - ensuring comfortable and easy control for clients.



Dedicated aftercare service

From one-off service visits to yearly contracts, our engineers are fully qualified to ensure that our client's doors are fully functional and safe for use year on year. Alongside this is our customer service with a 48 hour callback promise, who are there to offer ongoing support to all of our clients.



Perfectly partnered with evo+

Clients now have the ability to control automated doors throughout their home wherever they are using our environmental control system evo+. Compatible with iOS devices and with personalised display options for specific needs, it is an innovative solution for those who require complete home automation at their fingertips.

Looking for complete home control?



At Steeper we believe empowering people to take back control of their surroundings should span the entirety of their home. This is why alongside our door openers we can create a bespoke package including window and curtain control, video intercom systems for enhanced security, and communication devices for hands-free access - all accompanied by custom switch options.

For further information on automatic door packages available or our assistive technology services, please contact assist@steepergroup.com or call **0113 207 0449**.

Automated Door Openers

Gilgen FD20

The Gilgen FD20 is a powerful and silent running swing door that automatically opens and closes internal doors and large, heavy internally facing doors with ease. With inherent strength and Swiss build quality, the versatile drive system enables smooth, contactless and hygienic automatic access.



- Easily operates doors up to 250kg
- Handles wind loads up to 50mph making it ideal for externally facing doors
- Low energy operating mode
- Defaults to close on spring tension

Abloy

Abloy door openers are high quality and work with all doors, including heavy duty exterior and interior fire doors. They can be operated by various means, including controllers with infrared technology, proximity readers, push pads and environmental control devices.



- Narrow, low profile design
- 'Push and Go' function as standard
- Programmable 'free swing function' as standard
- Fire detector assembly option

ECturn by Geze

The ECturn door opener by Geze has an electromechanical swing door drive for barrier-free interior doors, with simple and easy connection of additional safety sensors to ensure complete security. It is particularly suited to private homes and assisted housing, as it features a low energy mode and automatic mode.



- Optional battery for maximum safeguarding in the event of a power failure
- 'Plug and Go' solution enables simplified assembly as cables are ready to plug in, and can be retrofitted to existing buildings
- Has three operating modes: 'Automatic', 'Permanently Open' and 'Night'